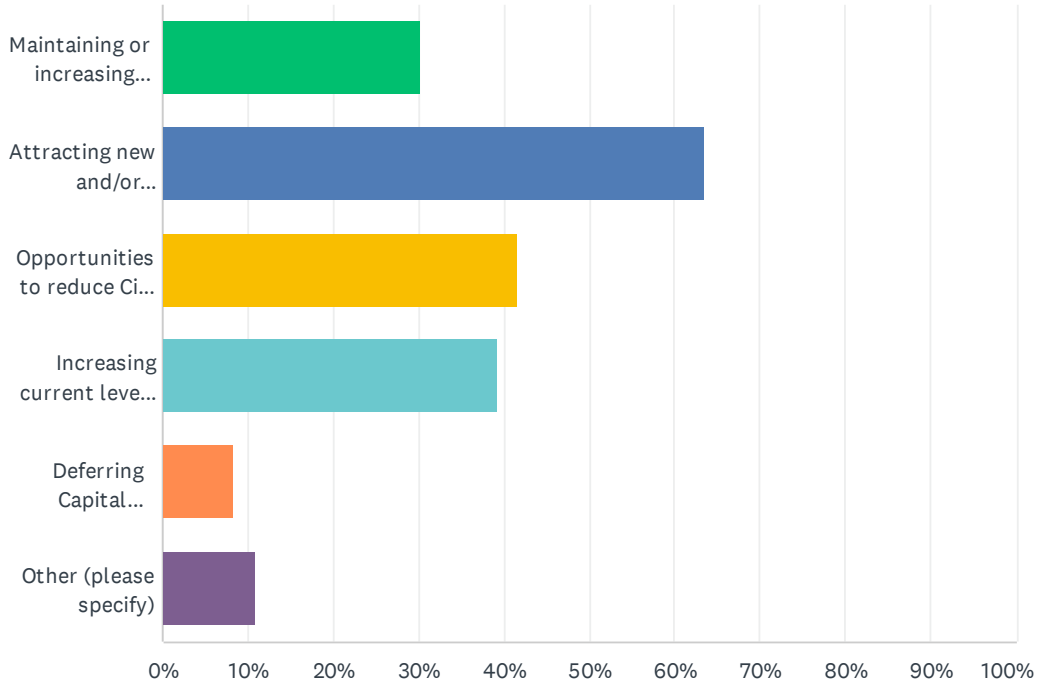


Q1 In finalizing the 2022 Budget, the City's decision-making priorities should be based on the following considerations (check all that apply).

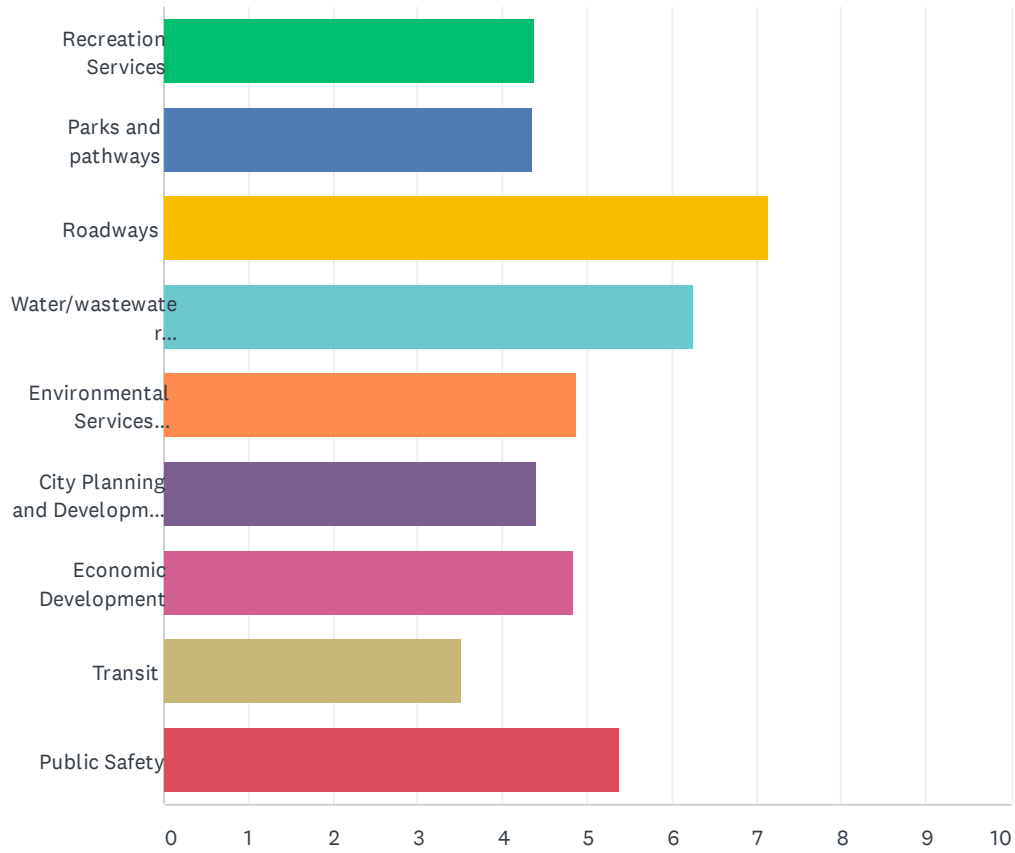
Answered: 460 Skipped: 16



ANSWER CHOICES	RESPONSES	
Maintaining or increasing Capital spending.	30.22%	139
Attracting new and/or supporting existing businesses.	63.48%	292
Opportunities to reduce City spending.	41.52%	191
Increasing current level of City services.	39.13%	180
Deferring Capital spending.	8.26%	38
Other (please specify)	10.87%	50
Total Respondents: 460		

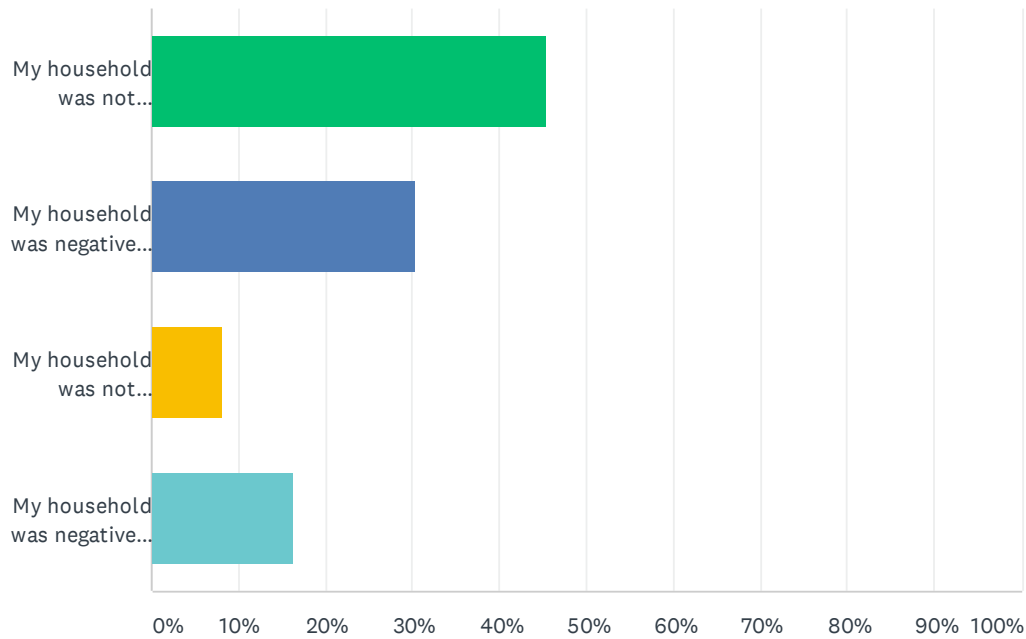
Q2 If you were making the decisions, what would your spending priorities be? Please rank from highest priority to lowest, with 1 being the highest and 9 being the lowest.

Answered: 469 Skipped: 7



Q3 Which of the following statements best represents your financial situation in relation to the effects of COVID-19?

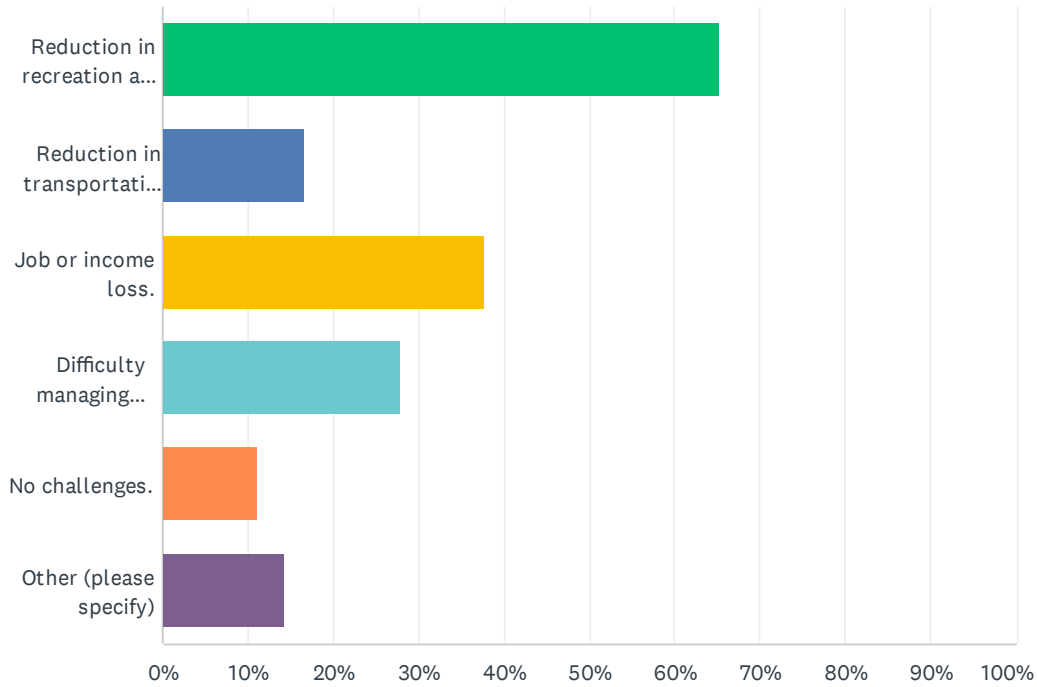
Answered: 468 Skipped: 8



ANSWER CHOICES	RESPONSES	
My household was not negatively impacted by the pandemic and expect that to continue.	45.30%	212
My household was negatively impacted by the pandemic and expect that impact to continue into 2022.	30.34%	142
My household was not negatively impacted by the pandemic, but I expect that to change.	8.12%	38
My household was negatively impacted by the pandemic but we expect that to improve in 2022.	16.24%	76
TOTAL		468

Q4 What challenges have you and/or your family faced throughout the pandemic? Check all that apply.

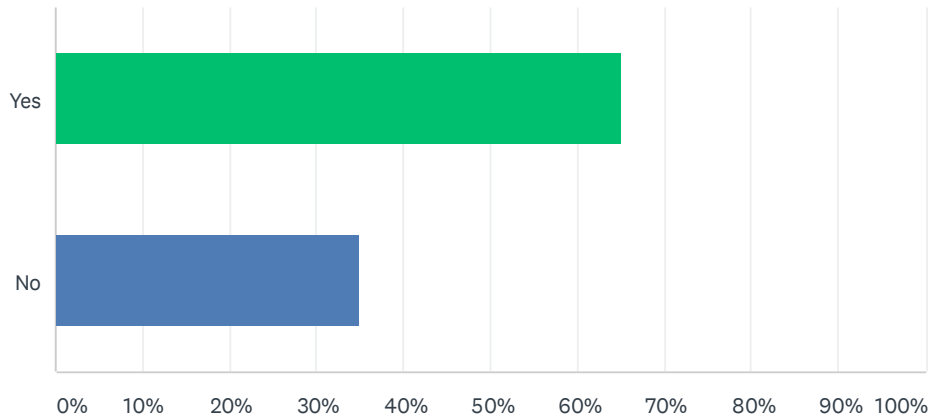
Answered: 468 Skipped: 8



ANSWER CHOICES	RESPONSES	
Reduction in recreation and leisure activities.	65.17%	305
Reduction in transportation options.	16.67%	78
Job or income loss.	37.82%	177
Difficulty managing work/home priorities with in-home school learning.	27.99%	131
No challenges.	11.11%	52
Other (please specify)	14.32%	67
Total Respondents: 468		

Q5 In the 2021 Budget, Council approved a \$65 infrastructure levy to help fund the water main replacement program. Are you in favour of an annual levy strictly dedicated to the water main replacement program?

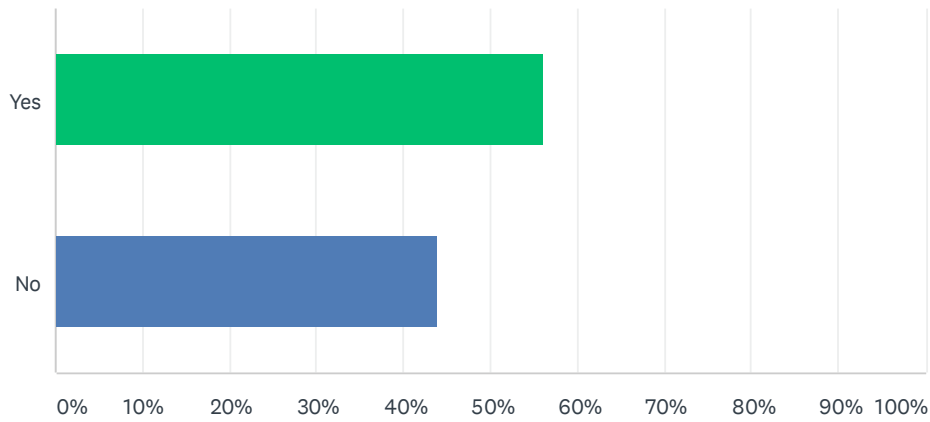
Answered: 465 Skipped: 11



ANSWER CHOICES	RESPONSES	
Yes	65.16%	303
No	34.84%	162
TOTAL		465

Q6 Costs go up annually due to inflation. Do you think it is reasonable for the City to increase municipal taxation to recover these increased costs?

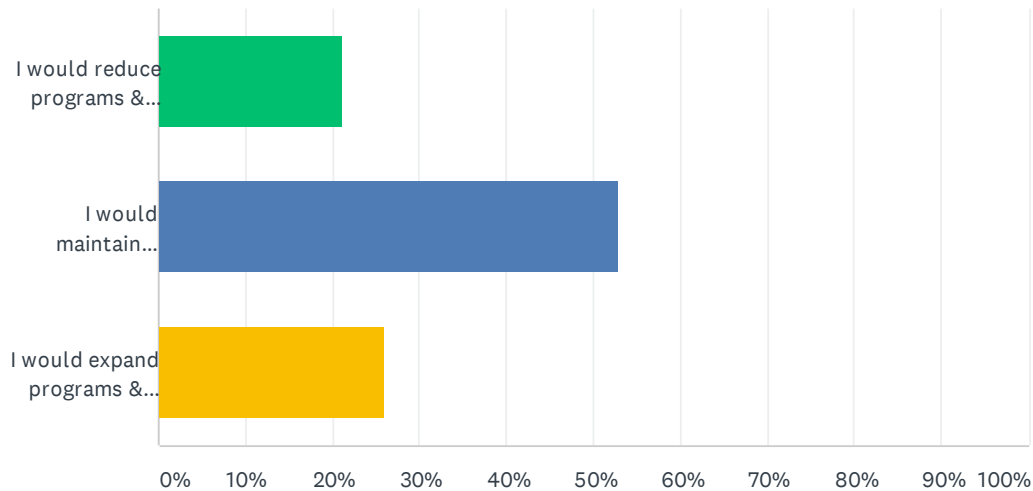
Answered: 464 Skipped: 12



ANSWER CHOICES	RESPONSES	
Yes	56.03%	260
No	43.97%	204
TOTAL		464

Q7 If you managed the City of Moose Jaw which of the scenarios below best describes your mandate?

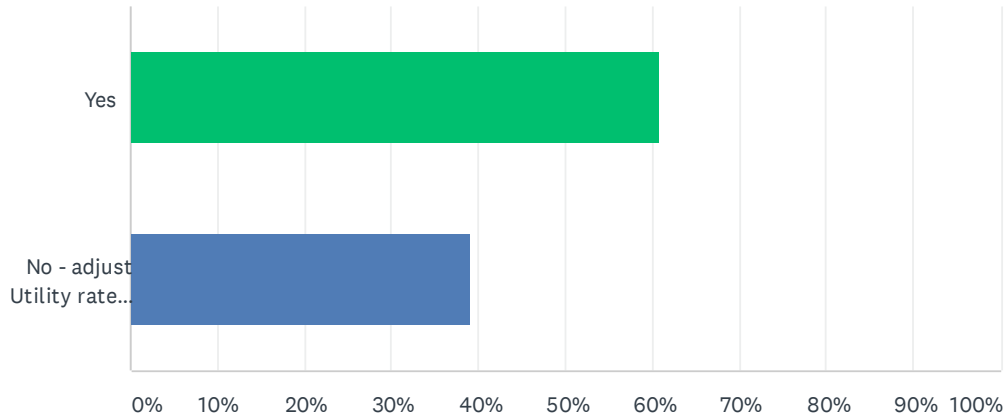
Answered: 467 Skipped: 9



ANSWER CHOICES	RESPONSES	
I would reduce programs & Services such that there would be no need for annual tax increases.	21.20%	99
I would maintain programs & Services which would result in modest taxation increases each year.	52.89%	247
I would expand programs & services to address areas where the City is not providing an adequate level of service resulting in tax increases above the level of inflation.	25.91%	121
TOTAL		467

Q8 The Waterworks Utility receives approximately \$2.8 million dollars in funding from municipal taxation. A best practice is for utility rates to fully cover the costs of the utility. Do you agree with funding the waterworks utility with general tax revenues?

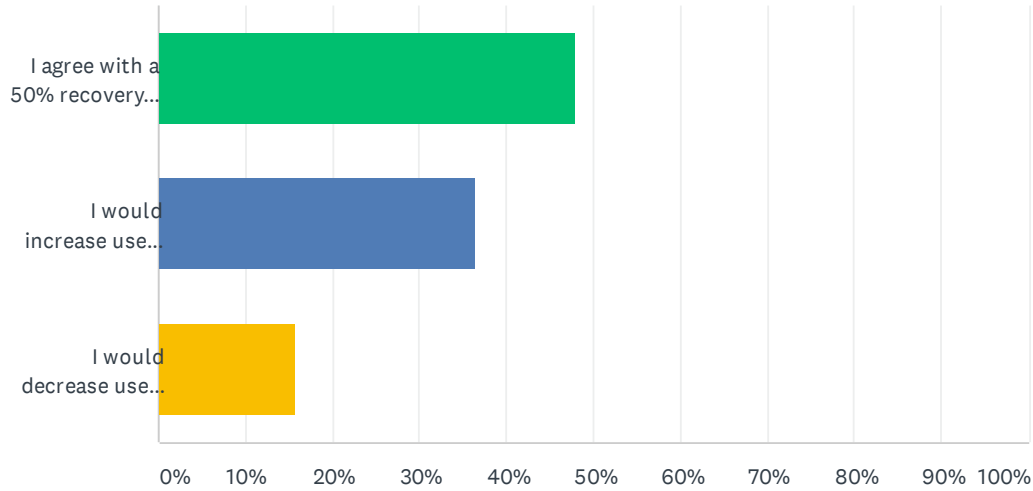
Answered: 458 Skipped: 18



ANSWER CHOICES	RESPONSES	
Yes	60.92%	279
No - adjust Utility rates to recover the full cost.	39.08%	179
TOTAL		458

Q9 Recreation Services aim for a 50% recovery rate from the user fees they charge with the remainder of operational funding coming from municipal taxation. How do you feel about this decision?

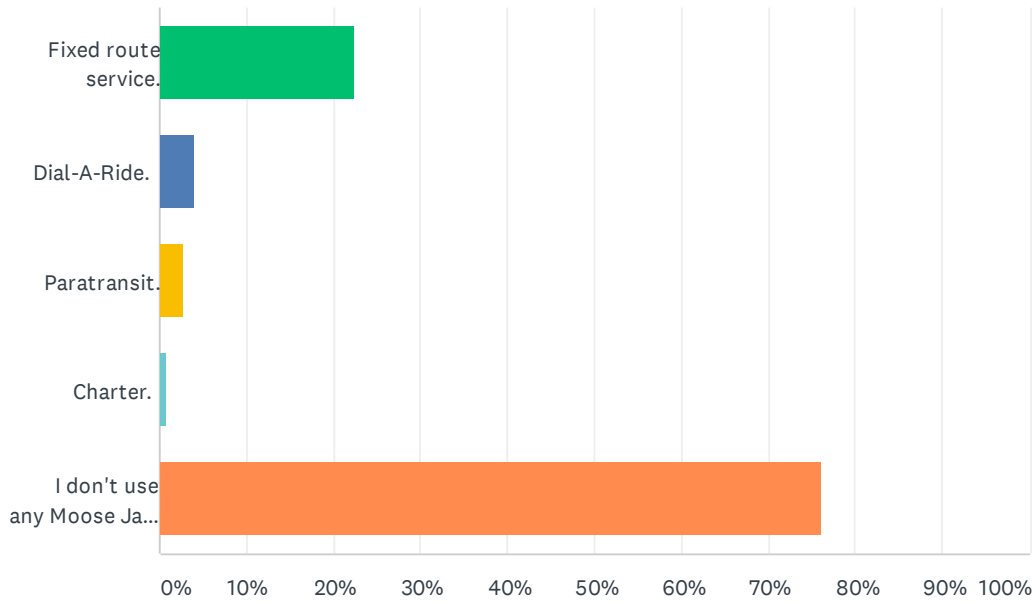
Answered: 464 Skipped: 12



ANSWER CHOICES	RESPONSES	
I agree with a 50% recovery rate level via user fees.	47.84%	222
I would increase user fees to reduce funding needed from municipal taxation.	36.42%	169
I would decrease user fees, which would require more funding from municipal taxation.	15.73%	73
TOTAL		464

Q10 Do you utilize any Moose Jaw Transit services? Check all that apply.

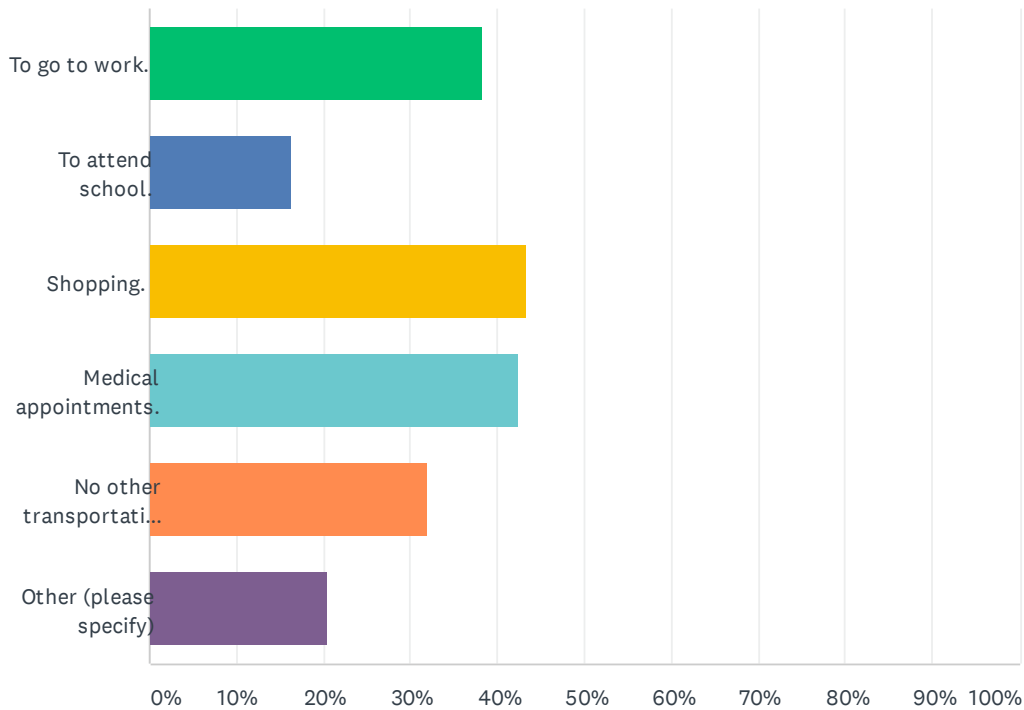
Answered: 473 Skipped: 3



ANSWER CHOICES	RESPONSES	
Fixed route service.	22.41%	106
Dial-A-Ride.	4.02%	19
Paratransit.	2.75%	13
Charter.	0.85%	4
I don't use any Moose Jaw Transit services.	76.11%	360
Total Respondents: 473		

Q11 If you answered "Yes", what is your primary reason for riding Moose Jaw Transit? Select all that apply.

Answered: 141 Skipped: 335

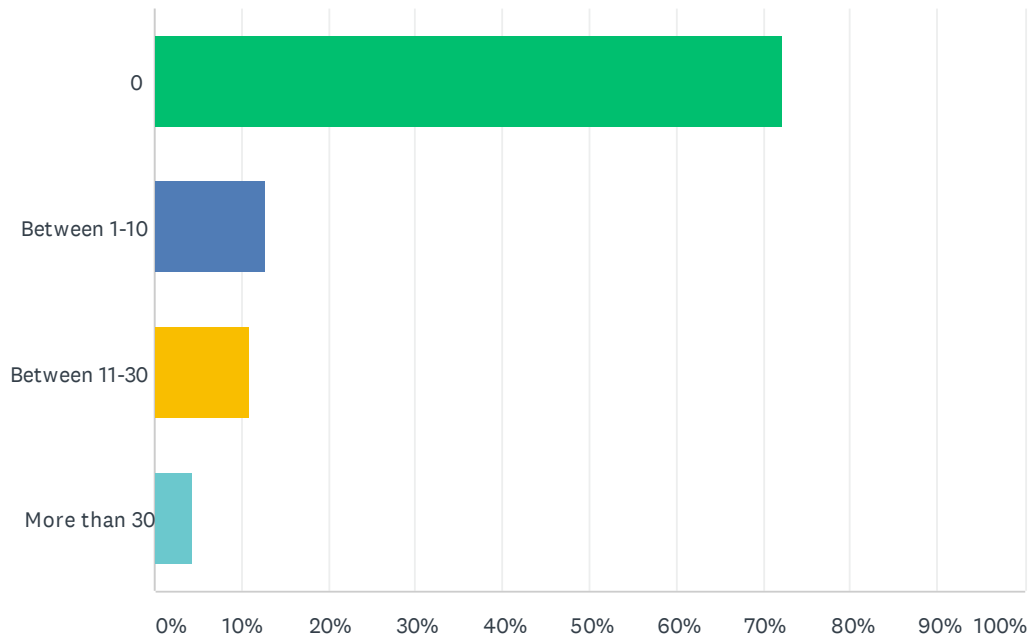


ANSWER CHOICES	RESPONSES	
To go to work.	38.30%	54
To attend school.	16.31%	23
Shopping.	43.26%	61
Medical appointments.	42.55%	60
No other transportation options.	31.91%	45
Other (please specify)	20.57%	29
Total Respondents: 141		

#	OTHER (PLEASE SPECIFY)	DATE
1	no car	10/5/2021 8:36 AM
2	No license yet	10/4/2021 3:28 PM
3	This service will never be financially viable. It will always be a "service" that is necessary but not a good business venture. Accept that fact and manage it the best we can.	9/30/2021 11:22 AM
4	i would use if as organized as Victoria ,BC	9/26/2021 6:11 PM
5	McGuire Center	9/25/2021 11:07 PM
6	Don't use	9/24/2021 10:01 PM
7	I needed it before for everything. Work during week, groceries on weekends. I'm no longer	9/23/2021 5:04 PM

Q12 How many trips per month do you take on any Moose Jaw Transit service?

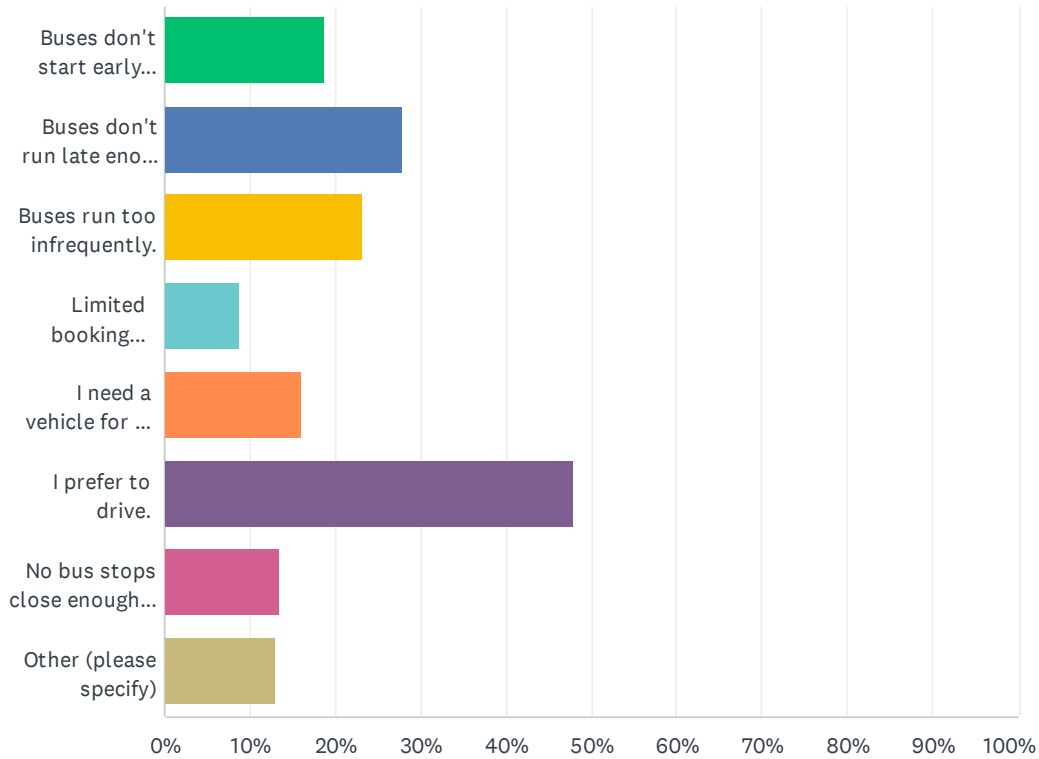
Answered: 416 Skipped: 60



ANSWER CHOICES	RESPONSES	
0	72.12%	300
Between 1-10	12.74%	53
Between 11-30	10.82%	45
More than 30	4.33%	18
TOTAL		416

Q13 What are the obstacles preventing you from utilizing Moose Jaw Transit bus service? Check all that apply.

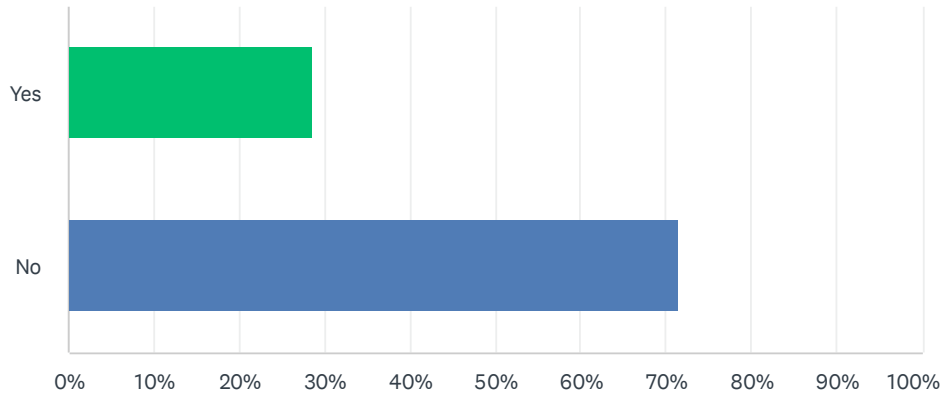
Answered: 430 Skipped: 46



ANSWER CHOICES	RESPONSES	
Buses don't start early enough in the day.	18.84%	81
Buses don't run late enough in the evening.	27.91%	120
Buses run too infrequently.	23.26%	100
Limited booking availability for paratransit and/or Dial-A-Ride service.	8.84%	38
I need a vehicle for my job.	16.05%	69
I prefer to drive.	47.91%	206
No bus stops close enough to my home and/or my destination.	13.49%	58
Other (please specify)	13.02%	56
Total Respondents: 430		

Q14 Are there areas/locations in the City you feel are underserved by Moose Jaw Transit?

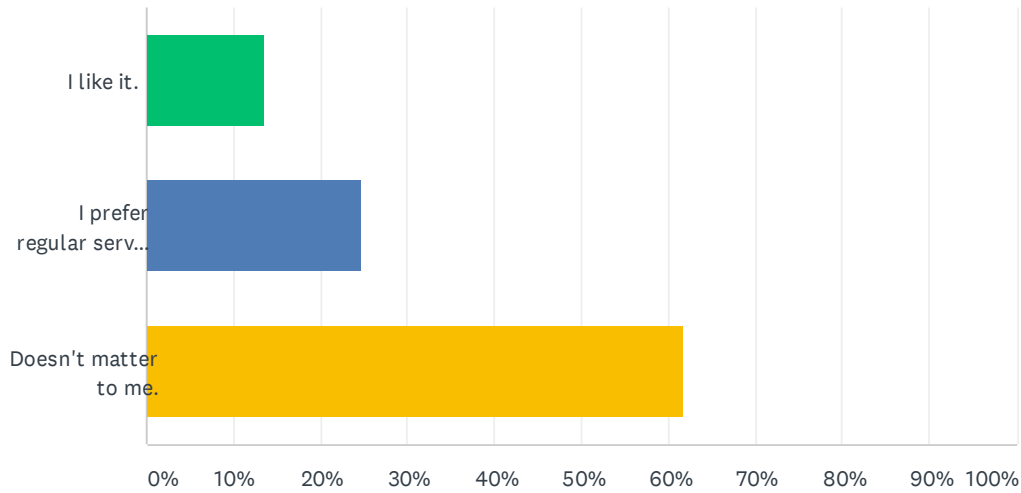
Answered: 350 Skipped: 126



ANSWER CHOICES	RESPONSES	
Yes	28.57%	100
No	71.43%	250
TOTAL		350

Q15 This year the City of Moose Jaw implemented Dial-A-Ride service on Saturdays in place of regular service. How do you feel about this change in service?

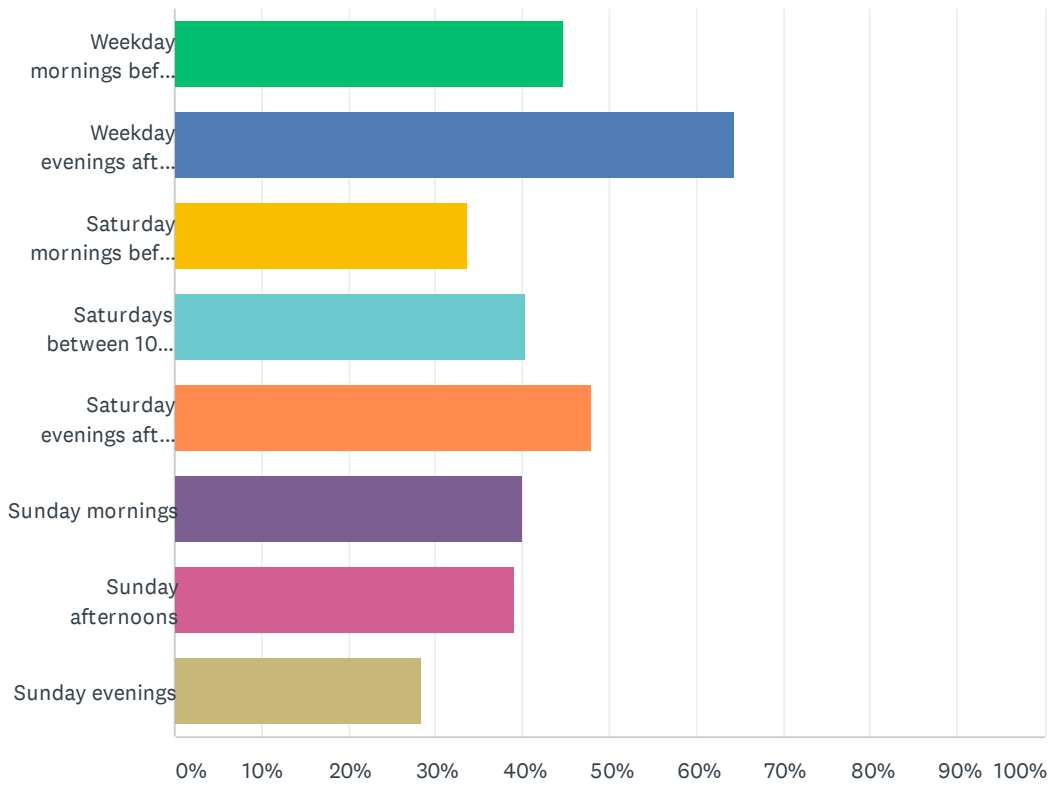
Answered: 437 Skipped: 39



ANSWER CHOICES	RESPONSES	
I like it.	13.50%	59
I prefer regular service on Saturdays.	24.71%	108
Doesn't matter to me.	61.78%	270
TOTAL		437

Q16 When could Moose Jaw Transit add more service to better suit your needs? Choose all that apply.

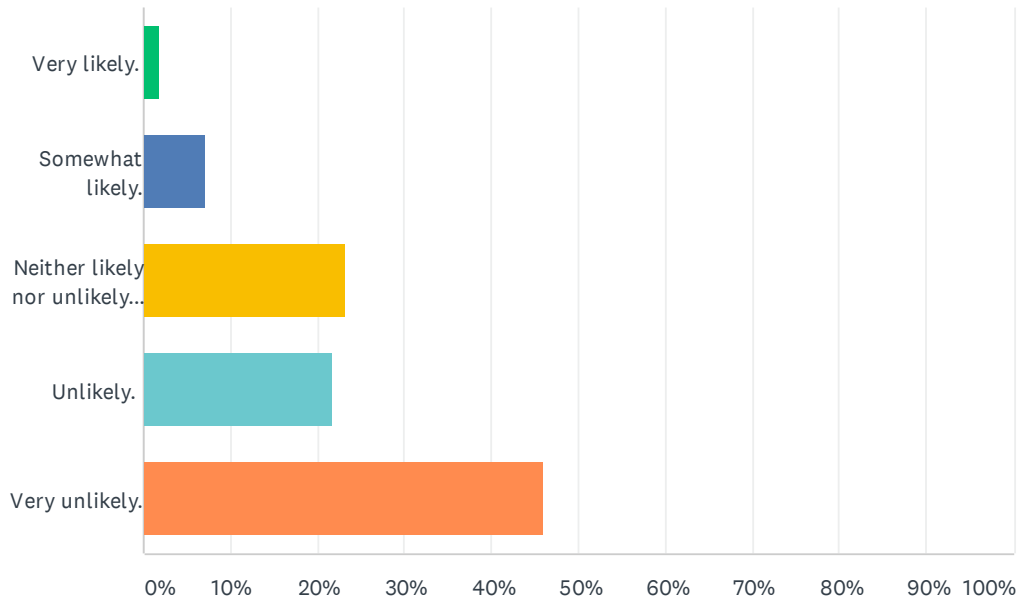
Answered: 228 Skipped: 248



ANSWER CHOICES	RESPONSES	
Weekday mornings before 7:15 a.m.	44.74%	102
Weekday evenings after 6:30 p.m.	64.47%	147
Saturday mornings before 10:00 a.m.	33.77%	77
Saturdays between 10 a.m.-5 p.m.	40.35%	92
Saturday evenings after 5:00 p.m.	47.81%	109
Sunday mornings	39.91%	91
Sunday afternoons	39.04%	89
Sunday evenings	28.51%	65
Total Respondents: 228		

Q17 The City of Moose Jaw offers charter bus service, with different bus sizes available to accommodate a wide range of needs. How likely are you to consider booking a charter in the future?

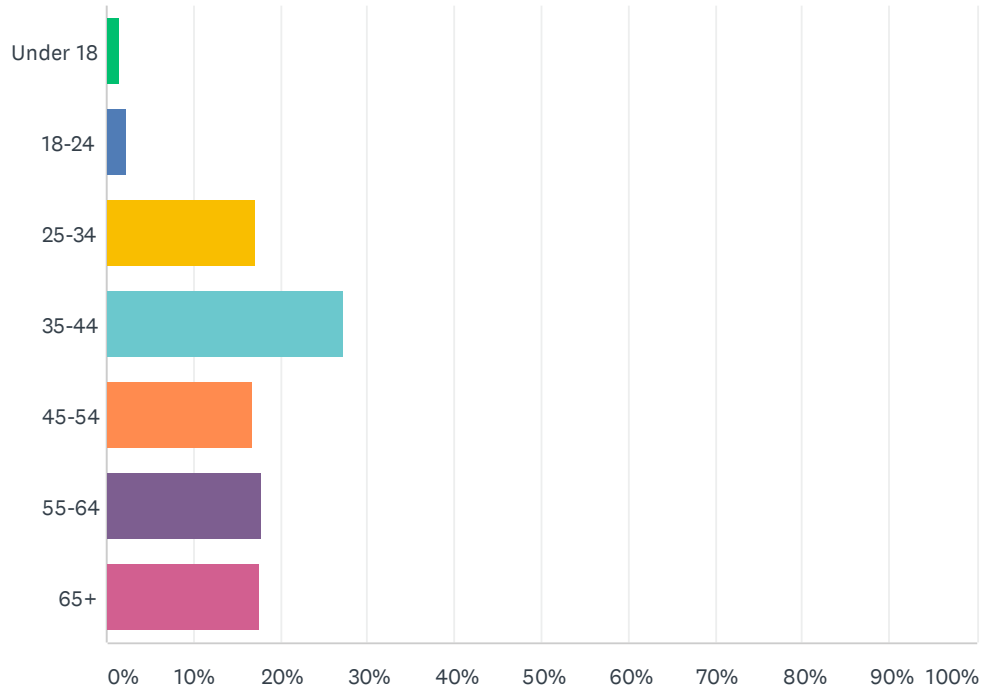
Answered: 436 Skipped: 40



ANSWER CHOICES	RESPONSES	
Very likely.	1.83%	8
Somewhat likely.	7.11%	31
Neither likely nor unlikely - I need more information.	23.17%	101
Unlikely.	21.79%	95
Very unlikely.	46.10%	201
TOTAL		436

Q19 In which age range do you belong?

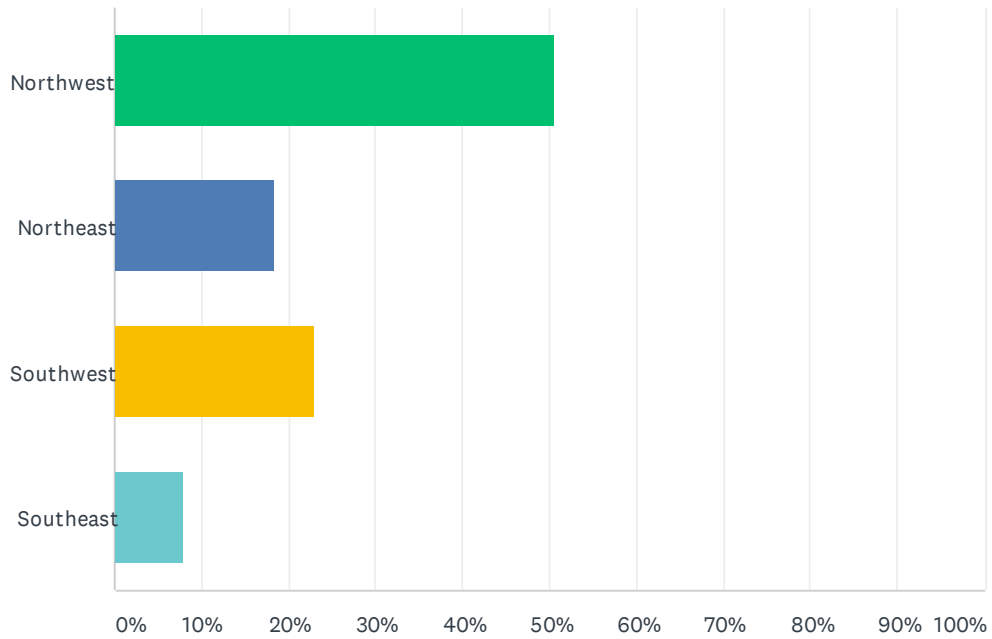
Answered: 468 Skipped: 8



ANSWER CHOICES	RESPONSES	
Under 18	1.50%	7
18-24	2.35%	11
25-34	17.09%	80
35-44	27.14%	127
45-54	16.67%	78
55-64	17.74%	83
65+	17.52%	82
TOTAL		468

Q20 In which quadrant of the City do you live?

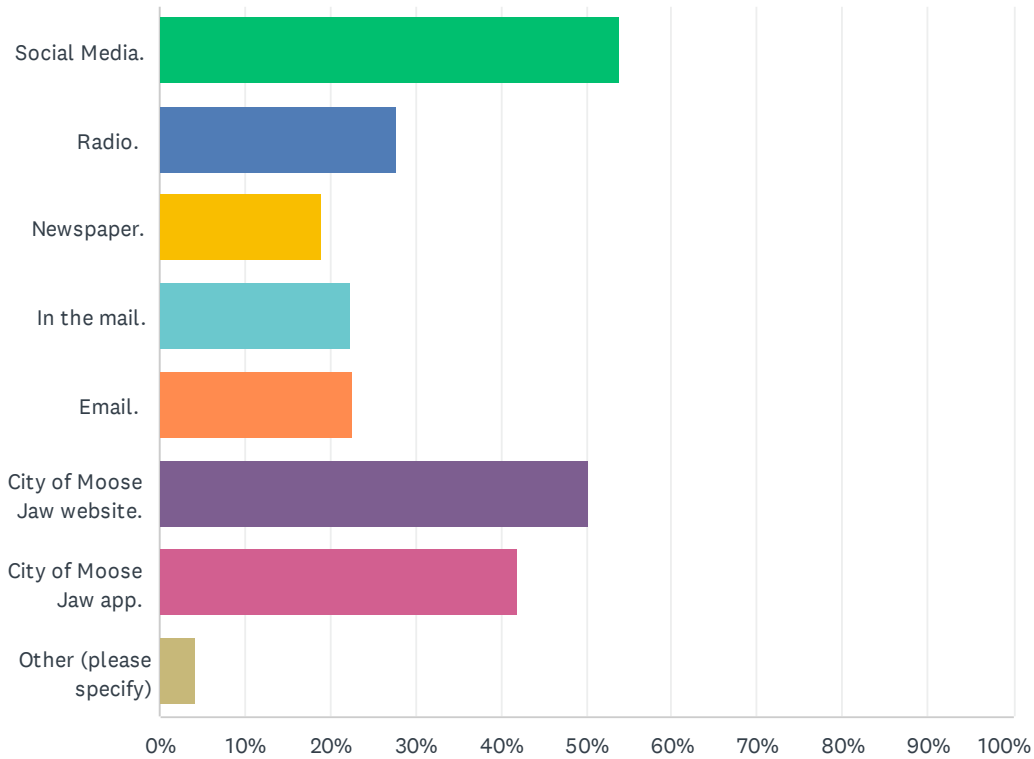
Answered: 470 Skipped: 6



ANSWER CHOICES	RESPONSES	
Northwest	50.64%	238
Northeast	18.51%	87
Southwest	22.98%	108
Southeast	7.87%	37
TOTAL		470

Q22 How would you prefer to receive important information about City programs and services? (Check all that apply)

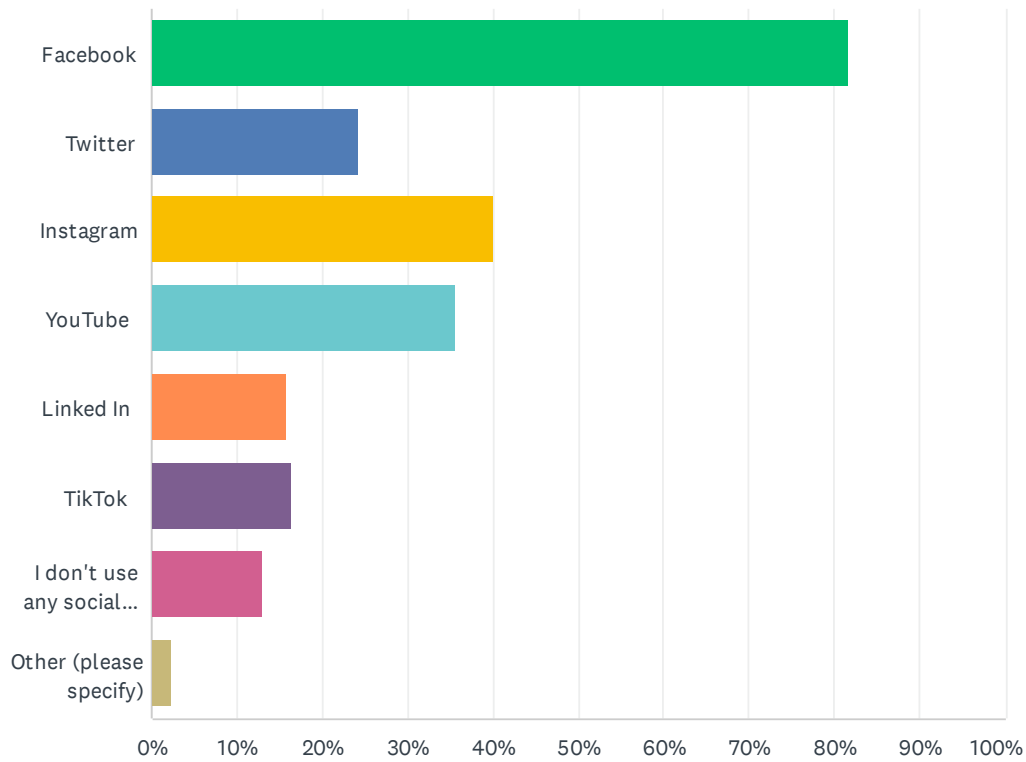
Answered: 448 Skipped: 28



ANSWER CHOICES	RESPONSES	
Social Media.	54.02%	242
Radio.	27.68%	124
Newspaper.	18.97%	85
In the mail.	22.32%	100
Email.	22.54%	101
City of Moose Jaw website.	50.22%	225
City of Moose Jaw app.	41.96%	188
Other (please specify)	4.24%	19
Total Respondents: 448		

Q23 Which social media platforms do you utilize? (Check all that apply)

Answered: 464 Skipped: 12



ANSWER CHOICES	RESPONSES	
Facebook	81.68%	379
Twitter	24.35%	113
Instagram	40.09%	186
YouTube	35.56%	165
Linked In	15.73%	73
TikTok	16.38%	76
I don't use any social media platforms.	12.93%	60
Other (please specify)	2.37%	11
Total Respondents: 464		